

Activity Day!

Outline & Printable Resources

This Month's Lesson:

The Wheat and the Chaff



Suggested Activity and Discussion for Kids

Depending on the size and makeup of your group, you may want to divide the children into age groups for the different activities.

Opening

- Prayer
- Pledge of Allegiance (*located in the General Resource pdf*) You can have one of the children hold a small flag or use a larger flag. This is a great opportunity to teach the children respect and proper care and folding of the flag.
- Recite Preamble to the U.S. Constitution (*located in the General Resource pdf, doing this each day as a family will have your children memorizing it in no time at all.*)

Theme Story & Discussion: *We the Kids: The Preamble to the Constitution of the United States* by David Catrow or *A More Perfect Union: The Story of Our Constitution* by Betsy Maestro and Giulio Maestro

Activity: Constitution and Bill of Rights knowledge games

Activity: Word searches, crosswords, and coloring

Project: Tricorn hat craft

Snack Time: Snack Time Constitution

Closing

- Read/Recite "The American's Creed" (*located in the General Resource pdf*)
- Prayer
- Announce the next month's theme and date/location for next Activity Day

Preparation and Materials Needed:

- Review the entire outline to consider how best to present the activities to each age group.
 - Cut out the copies of the preamble and American's Creed to have on hand, or use copies from the previous Activity Day.
 - Bring an American Flag for the Pledge of Allegiance.
 - Borrow/purchase the book *We the Kids: The Preamble to the Constitution of the United States* by David Catrow or *A More Perfect Union: The Story of Our Constitution* by Betsy Maestro and Giulio Maestro.
 - Ensure access to an electronic device will be available if you want to play the online knowledge games during the Activity Day, or purchase the physical games suggested in that section.
 - Print out the word searches, crosswords, coloring pages and tricorn hat pages. You'll need extra white paper, crayons (and/or colored pencils, markers etc.), scissors, a stapler, and pens/pencils for these activities.
 - Prepare food for snack time, and print page 5 with the Snack Time Constitution.
-

Theme Story & Discussion: *We the Kids: The Preamble to the Constitution of the United States* by David Catrow or *A More Perfect Union: The Story of Our Constitution* by Betsy Maestro and Giulio Maestro

Discussion prompt suggestions:

1. Why do you think it's important that we learn and remember what's in the Constitution?
2. What would be different in your life if you didn't have freedom?
3. Would we be here together right now?
4. What would you say to the men who wrote the Constitution if you could talk to them today?
5. What do you think they would say to you? How do you think they feel about you?
6. What do you do to show that you love being free?

Activity: Constitution and Bill of Rights knowledge games

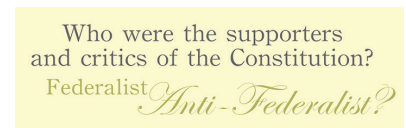
- Play this constitution game,
https://texaslre.org/games_eng/ConstitutionalBoardGame

- Play this branches of government game,
https://texaslre.org/games_eng/Branches

- Play this federalist/anti federalist game,
https://texaslre.org/games_eng/Federalists

- and play this bill of rights game as a group.
https://texaslre.org/games_eng/BillofRights

Take turns based on who knows the answers to the questions or ask each child a question. These, and more games, can be found at these two sites: <https://texaslre.org/games/> and <https://www.icivics.org/games>.



- Alternatively, you could purchase and play one or more of these games together on activity day:

Constitution Quest Find here: <https://www.constitutionquest.com/>

We the People Fight Tyranny Find here: <https://www.wethepeoplegame.com/>

Liberty Rings games, using symbols that coordinate with Skousen's 28 principles of the Constitution: bingo, cards, checkers, coloring books.

Find here: <https://trueprinciplesofliberty.com/p/videos>

You can find them online for purchase by searching the game title.

Activity: Word searches, crossword, and coloring

- Use the puzzles from Word Mint (you can search "Bill of Rights" or "Constitution" at this link https://wordmint.com/public_puzzles),

- The crosswords from constitutionfacts.org are under "Fun Zone,"
Find here: <https://www.constitutionfacts.com/?section=funZone&page=crosswordPuzzles.cfm>

- Download and print a color by number Founding Fathers and Mothers pdf at [TeachersPayTeachers.com](https://www.teacherspayteachers.com) (requires a free registration to download).

Find here: <https://www.teacherspayteachers.com/Product/Social-Studies-Activity-Founding-Fathers-and-Mothers-3821744?st=4a7740a27d674c27fc4fd3ee86ba20a6>

- American Revolutionary War coloring pages you can search for at **SuperColoring.com**. Find here: <http://www.supercoloring.com/coloring-pages/history/american-revolutionary-war> Feel free to play patriotic music as the coloring and puzzles are being completed!

Activity: Make tricorner hats!

Instructions and cutout pieces available through the John F. Kennedy Presidential Library and Museum (jfklibrary.org). Search "**colonial couture**" to download the pdf and watch a video tutorial. Before putting the hats together, ask each child three things they have learned or that they want to remember about the founding fathers and the constitution and write their answers on each side of the hat.

Snack Suggestions:

- **Fruit pizzas**, you can let the kids frost and decorate with strawberries and blueberries for a patriotic look. Recipe idea here: <https://jojorecipes.com/fruit-pizza/>
- **Watermelon** (star shaped pieces from a cookie cutter are fun!)
- **M&M cookies**, baking idea. Go to sarahsbakestudio.com and search for **patriotic m&m cookies**.



Before snack time explain that, as a group, you are going to set the following rules for snack time. Ask for input from the children to fill in the blanks, and then ask each person in the group to sign the bottom of the Snack Time Constitution.

Copy or print the example on the next page for Activity Day.

Explain to the children that your state Constitution and the national Constitution were created for the same reason you created the Snack Time Constitution. When everyone agrees on the same rules as a group, community, state, or nation, everyone can be treated fairly and have the chance to live better lives.

Snack Time Constitution:

"We the people, of the Wheat and Chaff Activity day, agree on these rules for snack time. Each person will get (# _____ of snack or treat). No one will get up without permission from (adult leader or child's parent). (Name of one child _____) will pass out napkins. (Name of adult or child _____) will pass out the snack. We agree on these rules to create a better snack time."

Signatures:

[illegible]

Print page 6 and 7, cut along the lines to play the matching game with Constitution related images.

The White House



The White House



Signing the Constitution



Signing the Constitution



Equality Before the Law



Equality Before the Law




Instructions:


Print pages 6 and 7 on cardstock paper. Cut out the pictures to make 14 individual cards.

Shuffle the cards and lay them on the table, face down, in rows. The youngest player goes first. Play then continues in a clockwise direction. If they successfully match a pair they get to keep the cards, and that player gets another turn. If they don't match, turn them back over in the same spot. Person with the most matches wins!

Benjamin Franklin



Benjamin Franklin




The Constitution




The Constitution



George Washington



George Washington



American Flag



American Flag

